

Casellari PITAGORA P. 25 cm

PITAGORA wall units D. 25 cm

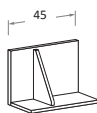
nidi

Schiena sp. 1,8 cm - Tramezze sp. 1,4 cm \ Back panel 1,8 cm thick - Partitions 1,4 cm thick

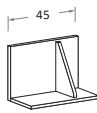
Portata max / Load capacity : 20 kg

L\W
cm **45**

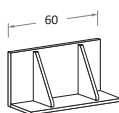
SX



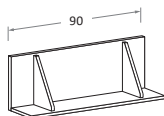
DX



L\W
cm **60**



L\W
cm **90**



L\W
cm **120**

